

Middle & High School Student Inventory - 2017-09-25

run on 09/25/2017



surveys



Report Filters

School:
N/A

Ethnicity:
N/A

Tag:
N/A

Gender:
N/A

Term:
N/A

Race:
N/A

Grade:
N/A

AdvancED Certified Content

Report Summary

Overall Score: 3.0

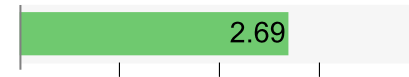
Network Average: 0.0



By Survey Section

Section Score | Network Average

Section 1: 2.69
 Network Average: 0.0



Section 2: 2.87
 Network Average: 0.0



Section 3: 3.08
 Network Average: 0.0



Section 4: 3.33
 Network Average: 0.0



AdvancED Certified Content

Highest Scoring Items

F2: I have the materials, supplies and technology I need to be successful in school.



F1: I am safe at school.



E2: I complete assignments that meet my personal learning needs.



F3: I complete challenging work.



E1: I complete meaningful homework to review what I learned in class and/or prepare for the next day's lesson.



AdvancED Certified Content

Lowest Scoring Items

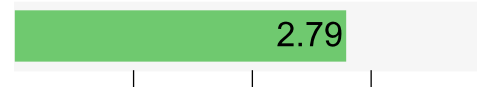
C2: I use the services of the counseling office.



C5: I participate in, before or after, school activities such as sports, clubs, tutoring, etc.



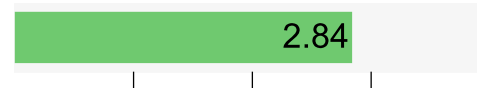
E3: I use a rubric or scoring guide to help me complete an assignment.



D1: I work on real-life problems.



D2: I give class presentations or share my work with classmates.



AdvancED Certified Content

Demographics

Number of Responses | Percentages of Total Responses

1. Gender

Male 8,130 49%

Female 8,475 51%

16605 responses

2. Race

American Indian or Alaska Native 3 2%

Asian 22 5%

Black or African American 10,347 65%

Native Hawaiian or Other Pacific Islander 1 1%

White 930 6%

Two or more races 3,330 21%

15926 responses

3. Ethnicity

Hispanic	3,744	25%
Not Hispanic or Latino	11,358	75%

15102 responses

4. Term

This is my 1st year	6,738	41%
2 years	5,089	31%
3 years	3,449	21%
4 years or more	,361	8%

16637 responses

5. Grade

6th grade	3,578	22%
7th grade	3,308	20%
8th grade	2,995	18%
9th grade	1,883	11%
10th grade	,574	9%
11th grade	1,812	11%
12th grade	,487	9%

16637 responses

C. Section 1

Section score: 2.69 Network average: 0.0

1. I set academic goals for myself and/or with the support of teachers/parents.

	Six or more times a year	Three to five times a year	One or two times a year	Never
	4	3	2	1
	Number of Responses			
	Percentage of Total Responses			
	5576	5351	3965	1074
	35%	34%	25%	7%
15966 responses				

2. I use the services of the counseling office.

	1914	2591	5263	6198
	12%	16%	33%	39%
15966 responses				

3. I explore and begin to plan for college and/or career opportunities.

	5910	4609	3941	1506
	37%	29%	25%	9%
15966 responses				

4. I investigate and choose a topic for my projects.

	4891	5513	4161	1401
	31%	35%	26%	9%
15966 responses				

5. I participate in, before or after, school activities such as sports, clubs, tutoring, etc.

5391	3169	3840	3566
34%	20%	24%	22%
15966 responses			

D. Section 2

Section score: 2.87 Network average: 0.0

	In all of my classes	In at least half of my classes	In at least one of my classes	In none of my classes
	4	3	2	1
	Number of Responses			
	Percentage of Total Responses			
1. I work on real-life problems.	4704	5527	3792	1809
	30%	35%	24%	11%
	15832 responses			
2. I give class presentations or share my work with classmates.	4817	5433	3842	1740
	30%	34%	24%	11%
	15832 responses			
3. I work on assignments that extend beyond one class period.	5969	4750	3371	1742
	38%	30%	21%	11%
	15832 responses			

E. Section 3

Section score: 3.08 Network average: 0.0

	In all of my classes	In at least half of my classes	In at least one of my classes	In none of my classes
	4	3	2	1
	Number of Responses			
	Percentage of Total Responses			
1. I complete meaningful homework to review what I learned in class and/or prepare for the next day's lesson.	7629	4938	1981	889
	49%	32%	13%	6%
	15437 responses			
2. I complete assignments that meet my personal learning needs.	7939	4742	1941	815
	51%	31%	13%	5%
	15437 responses			
3. I use a rubric or scoring guide to help me complete an assignment.	4990	4590	3438	2419
	32%	30%	22%	16%
	15437 responses			
4. I work with other students in pairs or small groups.	6058	5651	2792	936
	39%	37%	18%	6%
	15437 responses			
5. I use digital tools to complete assignments, such as conducting research, finding information, communicating and/or creating something new.	6611	5083	2694	1049
	43%	33%	17%	7%
	15437 responses			
6. I receive specific feedback about my work from my teacher and/or classmates that help me better understand what I'm learning.	6048	5172	2997	1220
	39%	34%	19%	8%
	15437 responses			
7. I am provided opportunities to correct and/or improve my work.	6464	5246	2779	948

8. I receive acknowledgement and/or praise for my strengths or accomplishments.

15437 responses	42%	34%	18%	6%
	6027	4678	3045	1687
15437 responses	39%	30%	20%	11%

F. Section 4

Section score: 3.33 Network average: 0.0

	In all of my classes	In at least half of my classes	In at least one of my classes	In none of my classes
	4	3	2	1
	Number of Responses			
	Percentage of Total Responses			
1. I am safe at school.	9528	2839	1324	1606
	62%	19%	9%	10%
	15297 responses			
2. I have the materials, supplies and technology I need to be successful in school.	9880	3523	1239	655
	65%	23%	8%	4%
	15297 responses			
3. I complete challenging work.	7590	5140	1800	767
	50%	34%	12%	5%
	15297 responses			
4. I actively participate in class discussions and activities.	7713	4410	2091	1083
	50%	29%	14%	7%
	15297 responses			

Appendix

Schools

Adamson Middle School
Alfretta A. Harper Elementary School
Alternative School
B. C. Haynie Elementary School
Callaway Elementary School
Carrie D. Kendrick Middle School
Charles R. Drew High School
Church Street Elementary School
Clayton County School System
E. J. Swint Elementary School
E. W. Oliver Elementary School
East Clayton Elementary School
Eddie White K-8 Academy
Edwin S. Kemp Elementary School
Elite Scholars Academy
Flint River School
Forest Park High School
Forest Park Middle School
G. P. Babb Middle School
G. W. Northcutt Elementary School
George M. Kilpatrick Elementary School
James A. Jackson Elementary School
Jewell C. Anderson Elementary School
Jonesboro High School
Jonesboro Middle School
Lovejoy High School
Lovejoy Middle School
M. D. Roberts Middle School
Martha Ellen Stilwell School of the Arts
Martin Luther King, Jr. Elementary School
Morrow Elementary School

Morrow High School
Morrow Middle School
Mount Zion High School - Jonesboro
Mundy's Mill High School
Mundy's Mill Middle School
North Clayton High School
North Clayton Middle School
Open Campus & Career Learning Center (Eula Ponds Perry Center for Learning)
Pointe South Middle School
Rex Mill Middle School
Riverdale Elementary School
Riverdale High School
Riverdale Middle School
Roberta T. Smith Elementary School
Sequoyah Middle School
South Metro/Ash Street School
Tara Elementary School
Thurgood Marshall Elementary School
W. A. Fountain Elementary School