

Student Survey (Middle and High) for Schools - 2017-08-27

run on 08/27/2017



surveys





Report Filters

School:

N/A

Race:

N/A

Grade:

N/A

Gender:

N/A

Ethnicity:

N/A

Tag:

N/A

AdvancED Certified Content

Report Summary

Overall Score: 3.75

Network Average: 3.64



By Survey Section

Section Score | Network Average

Purpose and Direction: 3.83

Network Average: 3.72



Governance and Leadership: 3.73

Network Average: 3.54



Teaching and Assessing for Learning: 3.83

Network Average: 3.66



Resources and Support Systems: 3.55

Network Average: 3.54



Using Results for Continuous Improvement: 3.7

Network Average: 3.51





AdvancED Certified Content

Highest Scoring Items

D3: In my school, the principal and teachers have high expectations of me.



E10: All of my teachers explain their expectations for learning and behavior so I can be successful.



E11: All of my teachers use tests, projects, presentations, and portfolios to check my understanding of what was taught.



C2: In my school, the purpose and expectations are clearly explained to me and my family.




E1: My school gives me multiple assessments to check my understanding of what was taught.




AdvancED Certified Content

Lowest Scoring Items


F2: In my school, students respect the property of others.




F5: In my school, students help each other even if they are not friends.



D2: In my school, students treat adults with respect.



F1: In my school, the building and grounds are safe, clean, and provide a healthy place for learning.



C4: In my school, all students are treated with respect.





AdvancED Certified Content

Demographics

Number of Responses | Percentages of Total Responses

1. Gender

Male 8,913 49%

Female 9,163 51%

18076 responses

2. Race

American Indian or Alaska Native 3 2%

Asian 986 6%

Black or African American 11,379 65%

Native Hawaiian or Other Pacific Islander 1 1%

White 121 6%

Two or more races 3,572 20%

17620 responses

3. Ethnicity

Hispanic	4,214	24%
Not Hispanic or Latino	13,134	76%

17348 responses

4. Grade

6th grade	3,502	19%
7th grade	3,282	18%
8th grade	3,235	18%
9th grade	2,252	12%
10th grade	2,046	11%
11th grade	2,009	11%
12th grade	1,893	10%

18219 responses

AdvancED Certified Content

C. Purpose and Direction

Section score: 3.83 Network average: 3.72

	Strongly Agree	Agree	Neutral	Disagree	Strongly Disagree	Not Applicable
	5	4	3	2	1	
	Number of Responses					
	Percentage of Total Responses					
1. In my school, programs and services are available to help me succeed.	4788	7326	4069	547	358	231
	28%	42%	23%	3%	2%	1%
	17319 responses					
2. In my school, the purpose and expectations are clearly explained to me and my family.	5401	7004	3669	684	361	200
	31%	40%	21%	4%	2%	1%
	17319 responses					
3. In my school, a high quality education is offered.	5129	6540	4115	817	521	197
	30%	38%	24%	5%	3%	1%
	17319 responses					
4. In my school, all students are treated with respect.	3023	4404	5472	2285	1670	465

	17%	25%	32%	13%	10%	3%
	17319 responses					
5. In my school, teachers work together to improve student learning.	5252	6449	4090	760	507	261
	30%	37%	24%	4%	3%	2%
	17319 responses					

D. Governance and Leadership

Section score: 3.73 Network average: 3.54

	Strongly Agree	Agree	Neutral	Disagree	Strongly Disagree	Not Applicable
	5	4	3	2	1	
	Number of Responses					
	Percentage of Total Responses					
1. In my school, rules are applied equally to all students.	5776	5838	3277	1195	849	262
	34%	34%	19%	7%	5%	2%
	17197 responses					
2. In my school, students treat adults with respect.	2115	3607	6421	2622	1947	485
	12%	21%	37%	15%	11%	3%
	17197 responses					
3. In my school, the principal and teachers have high expectations of me.	6915	6083	3042	488	393	276
	40%	35%	18%	3%	2%	2%
	17197 responses					

E. Teaching and Assessing for Learning

Section score: 3.83 Network average: 3.66

	Strongly Agree	Agree	Neutral	Disagree	Strongly Disagree	Not Applicable
	5	4	3	2	1	
	Number of Responses					
	Percentage of Total Responses					
1. My school gives me multiple assessments to check my understanding of what was taught.	4693 28%	7235 44%	3496 21%	559 3%	322 2%	250 2%
	16555 responses					
2. My school provides me with challenging curriculum and learning experiences.	4326 26%	7296 44%	3782 23%	591 4%	354 2%	206 1%
	16555 responses					
3. My school prepares me to deal with issues I may face in the future.	4112 25%	5998 36%	4160 25%	1209 7%	807 5%	269 2%
	16555 responses					
4. My school motivates me to learn new things.	4355 26%	6137 37%	4198 25%	991 6%	622 4%	252 2%
	16555 responses					
5. My school offers opportunities for my family to become involved in school activities and my learning.	3930 24%	6226 38%	4436 27%	1067 6%	595 4%	301 2%
	16555 responses					

6. My school makes sure there is at least one adult who knows me well and shows interest in my education and future.	3889	5240	4333	1625	1054	414
	23%	32%	26%	10%	6%	3%
16555 responses						
7. My school provides learning services for me according to my needs.	3574	6650	4447	1025	581	278
	22%	40%	27%	6%	4%	2%
16555 responses						
8. All of my teachers use a variety of teaching methods and learning activities to help me develop the skills I will need to succeed.	4821	6672	3609	742	474	237
	29%	40%	22%	4%	3%	1%
16555 responses						
9. All of my teachers change their teaching to meet my learning needs.	2931	5206	5213	1888	967	350
	18%	31%	31%	11%	6%	2%
16555 responses						
10. All of my teachers explain their expectations for learning and behavior so I can be successful.	5330	6766	3297	536	413	213
	32%	41%	20%	3%	2%	1%
16555 responses						
11. All of my teachers use tests, projects, presentations, and portfolios to check my understanding of what was taught.	5070	6795	3419	569	422	280
	31%	41%	21%	3%	3%	2%
16555 responses						
12. All of my teachers provide me with information about my learning and grades.	4346	6864	3798	794	505	248
	26%	41%	23%	5%	3%	1%
16555 responses						
13. All of my teachers keep my family informed of my academic progress.	3770	5630	4780	1290	722	363
	23%	34%	29%	8%	4%	2%
16555 responses						

	4439	6517	3784	827	685	303
14. All of my teachers fairly grade and evaluate my work.	27%	39%	23%	5%	4%	2%
	16555 responses					

F. Resources and Support Systems

Section score: 3.55 Network average: 3.54

	Strongly Agree	Agree	Neutral	Disagree	Strongly Disagree	Not Applicable
	5	4	3	2	1	
	Number of Responses					
	Percentage of Total Responses					
1. In my school, the building and grounds are safe, clean, and provide a healthy place for learning.	2967	4149	4563	2037	1946	546
	18%	26%	28%	13%	12%	3%
	16208 responses					
2. In my school, students respect the property of others.	1903	3320	5048	2940	2406	591
	12%	20%	31%	18%	15%	4%
	16208 responses					
3. In my school, a variety of resources are available to help me succeed (e.g., teaching staff, technology, media center).	4334	6395	3994	687	526	272
	27%	39%	25%	4%	3%	2%
	16208 responses					
4. In my school, computers are up-to-date and used by teachers to help me learn.	3801	6083	4223	1011	749	341
	23%	38%	26%	6%	5%	2%
	16208 responses					
5. In my school, students help each other even if they are not friends.	2084	3761	5182	2233	2269	679
	13%	23%	32%	14%	14%	4%
	16208 responses					
6. In my school, I can participate in activities that interest me.	4937	6178	3493	749	546	305

7. In my school, I have access to counseling, career planning, and other programs to help me in school.

	30%	38%	22%	5%	3%	2%
16208 responses						
	4059	6105	4100	902	674	368
16208 responses	25%	38%	25%	6%	4%	2%

G. Using Results for Continuous Improvement

Section score: 3.7 Network average: 3.51

	Strongly Agree	Agree	Neutral	Disagree	Strongly Disagree	Not Applicable
	5	4	3	2	1	
	Number of Responses					
	Percentage of Total Responses					
1. My school shares information about school success with my family and community members.	3373	5603	4797	1252	728	344
	21%	35%	30%	8%	5%	2%
	16097 responses					
2. My school considers students' opinions when planning ways to improve the school.	2759	4995	4850	1669	1383	441
	17%	31%	30%	10%	9%	3%
	16097 responses					
3. My school prepares me for success in the next school year.	5210	5936	3534	600	531	286
	32%	37%	22%	4%	3%	2%
	16097 responses					

H. Open-Ended Questions

1. What do you like best about your school?
2. What do you like least about your school?
3. What is one suggestion you would like to offer to improve your school?



Appendix

Schools

Adamson Middle School
Alfretta A. Harper Elementary School
Alternative School
B. C. Haynie Elementary School
Callaway Elementary School
Carrie D. Kendrick Middle School
Charles R. Drew High School
Church Street Elementary School
Clayton County School System
E. J. Swint Elementary School
E. W. Oliver Elementary School
Eddie White K-8 Academy
Elite Scholars Academy
Forest Park High School
Forest Park Middle School
G. P. Babb Middle School
G. W. Northcutt Elementary School
George M. Kilpatrick Elementary School
Hawthorne Elementary School
James H. Brown Elementary School
Jewell C. Anderson Elementary School
Jonesboro High School
Jonesboro Middle School
Joseph H. Huie Elementary School
Kemp Primary School
Lee Street Elementary School
Lillie E. Suder Elementary School
Lovejoy High School
Lovejoy Middle School
M. D. Roberts Middle School
Martha Ellen Stilwell School of the Arts

Martin Luther King, Jr. Elementary School
Morrow Elementary School
Morrow High School
Morrow Middle School
Mount Zion Elementary School
Mount Zion High School - Jonesboro
Mount Zion Primary
Mundy's Mill High School
Mundy's Mill Middle School
North Clayton High School
North Clayton Middle School
Open Campus & Career Learning Center (Eula Ponds Perry Center for Learning)
Pointe South Elementary School
Pointe South Middle School
Rex Mill Middle School
Riverdale Elementary School
Riverdale High School
Riverdale Middle School
Roberta T. Smith Elementary School
Sequoyah Middle School
South Metro/Ash Street School
Tara Elementary School
Thurgood Marshall Elementary School