

Staff Survey for Schools - 2017-08-27

run on 08/27/2017



surveys



**Report Filters****School:**

N/A

Ethnicity:

N/A

Tag:

N/A

Gender:

N/A

Role:

N/A

Race:

N/A

Experience:

N/A




AdvancED Certified Content

Report Summary

Overall Score: 4.24

Network Average: 4.08



By Survey Section

Section Score | Network Average

Purpose and Direction: 4.34

Network Average: 4.22



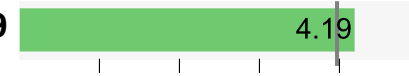
Governance and Leadership: 4.31

Network Average: 4.12



Teaching and Assessing for Learning: 4.19

Network Average: 3.97



Resources and Support Systems: 4.22

Network Average: 4.08



Using Results for Continuous Improvement: 4.27

Network Average: 4.1





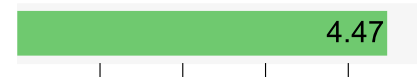
AdvancED Certified Content

Highest Scoring Items

C1: Our school's purpose statement is clearly focused on student success.



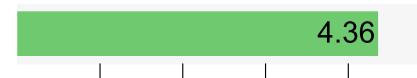
D4: Our school's leaders expect staff members to hold all students to high academic standards.



D6: Our school's leaders hold all staff members accountable for student learning.



C5: Our school has a continuous improvement process based on data, goals, actions, and measures for growth.



C4: Our school's purpose statement is supported by the policies and practices adopted by the school board or governing body.





AdvancED Certified Content

Lowest Scoring Items

E6: All teachers in our school provide students with specific and timely feedback about their learning.



E19: In our school, all school personnel regularly engage families in their children's learning progress.



E10: All teachers in our school have been trained to implement a formal process that promotes discussion about student learning (e.g., action research, examination of student work, reflection, study teams, and peer coaching).



F9: Our school provides opportunities for students to participate in activities that interest them.



G4: Our school ensures all staff members are trained in the evaluation, interpretation, and use of data.





AdvancED Certified Content

Demographics

Number of Responses | Percentages of Total Responses

1. Gender

Male	852	18%
Female	3,782	82%

4634 responses

2. Race

American Indian or Alaska Native	0	0%
Asian	3	2%
Black or African American	3,403	74%
Native Hawaiian or Other Pacific Islander	0	0%
White	838	18%
Two or more races	43	5%

4599 responses

3. Ethnicity

Hispanic	20	5%
Not Hispanic or Latino	4,239	95%

4459 responses

4. Role

Support Staff	921	20%
Teacher	2,988	64%
Administrator	31	4%
Other	593	13%

4683 responses

5. Experience

Less than 1 year	351	7%
1-3 years	814	17%
4-10 years	1,286	27%
11-20 years	1,426	30%
More than 20 years	806	17%

4683 responses

C. Purpose and Direction

Section score: 4.34 Network average: 4.22

	Strongly Agree	Agree	Neutral	Disagree	Strongly Disagree	Not Applicable
	5	4	3	2	1	
	Number of Responses					
	Percentage of Total Responses					
1. Our school's purpose statement is clearly focused on student success.	2383	1618	199	27	38	41
	55%	38%	5%	1%	1%	1%
	4306 responses					
2. Our school's purpose statement is formally reviewed and revised with involvement from stakeholders.	1714	1782	565	81	47	117
	40%	41%	13%	2%	1%	3%
	4306 responses					
3. Our school's purpose statement is based on shared values and beliefs that guide decision-making.	1930	1833	391	54	49	49
	45%	43%	9%	1%	1%	1%
	4306 responses					
4. Our school's purpose statement is supported by the policies and practices adopted by the school board or governing body.	1976	1842	349	39	45	55
	46%	43%	8%	1%	1%	1%
	4306 responses					

5. Our school has a continuous improvement process based on data, goals, actions, and measures for growth.

2069	1748	341	53	45	50
48%	41%	8%	1%	1%	1%

4306 responses

D. Governance and Leadership

Section score: 4.31 Network average: 4.12

	Strongly Agree	Agree	Neutral	Disagree	Strongly Disagree	Not Applicable
	5	4	3	2	1	
	Number of Responses					
	Percentage of Total Responses					
1. Our school's governing body or school board complies with all policies, procedures, laws, and regulations.	1782	1829	409	48	43	54
	43%	44%	10%	1%	1%	1%
	4165 responses					
2. Our school's governing body or school board maintains a distinction between its roles and responsibilities and those of school leadership.	1661	1839	487	73	41	64
	40%	44%	12%	2%	1%	2%
	4165 responses					
3. Our school's leaders support an innovative and collaborative culture.	1893	1713	384	89	50	36
	45%	41%	9%	2%	1%	1%
	4165 responses					
4. Our school's leaders expect staff members to hold all students to high academic standards.	2311	1520	224	46	28	36
	55%	36%	5%	1%	1%	1%
	4165 responses					
5. Our school's leaders hold themselves accountable for student learning.	1912	1604	424	122	56	47
	46%	39%	10%	3%	1%	1%
	4165 responses					
6. Our school's leaders hold all staff members accountable for student learning.	2156	1573	282	79	32	43
	52%	38%	7%	2%	1%	1%
	4165 responses					
7. Our school's leaders regularly evaluate staff members on criteria designed to improve teaching and learning.	1939	1719	349	49	41	68

	47%	41%	8%	1%	1%	2%
	4165 responses					
8. Our school's leaders ensure all staff members use supervisory feedback to improve student learning.	1730	1801	452	69	38	75
	42%	43%	11%	2%	1%	2%
	4165 responses					
9. Our school's leaders engage effectively with all stakeholders about the school's purpose and direction.	1691	1726	545	75	38	90
	41%	41%	13%	2%	1%	2%
	4165 responses					
10. Our school's leaders provide opportunities for stakeholders to be involved in the school.	1778	1742	478	56	32	79
	43%	42%	11%	1%	1%	2%
	4165 responses					

E. Teaching and Assessing for Learning

Section score: 4.19 Network average: 3.97

	Strongly Agree	Agree	Neutral	Disagree	Strongly Disagree	Not Applicable
	5	4	3	2	1	
	Number of Responses					
	Percentage of Total Responses					
1. All teachers in our school monitor and adjust curriculum, instruction, and assessment based on data from student assessments and examination of professional practice.	1435	1871	483	71	28	88
	36%	47%	12%	2%	1%	2%
	3976 responses					
2. All teachers in our school personalize instructional strategies and interventions to address individual learning needs of students.	1345	1895	541	78	35	82
	34%	48%	14%	2%	1%	2%
	3976 responses					
3. All teachers in our school regularly use instructional strategies that require student collaboration, self-reflection, and development of critical thinking skills.	1380	1883	520	84	27	82
	35%	47%	13%	2%	1%	2%
	3976 responses					
4. All teachers in our school use a variety of technologies as instructional resources.	1457	1871	464	82	29	73
	37%	47%	12%	2%	1%	2%
	3976 responses					
5. All teachers in our school use a process to inform students of their learning expectations and standards of performance.	1469	1905	446	54	23	79
	37%	48%	11%	1%	1%	2%
	3976 responses					
6. All teachers in our school provide students with specific and timely feedback about their learning.	1224	1893	650	90	25	94
	31%	48%	16%	2%	1%	2%
	3976 responses					

7. All teachers in our school use multiple types of assessments to modify instruction and to revise the curriculum.	1341	1898	544	72	28	93
	34%	48%	14%	2%	1%	2%
3976 responses						
8. All teachers in our school use consistent common grading and reporting policies across grade levels and courses based on clearly defined criteria.	1430	1890	469	68	30	89
	36%	48%	12%	2%	1%	2%
3976 responses						
9. All teachers in our school participate in collaborative learning communities that meet both informally and formally across grade levels and content areas.	1599	1759	424	77	26	91
	40%	44%	11%	2%	1%	2%
3976 responses						
10. All teachers in our school have been trained to implement a formal process that promotes discussion about student learning (e.g., action research, examination of student work, reflection, study teams, and peer coaching).	1334	1837	569	102	37	97
	34%	46%	14%	3%	1%	2%
3976 responses						
11. In our school, challenging curriculum and learning experiences provide equity for all students in the development of learning, thinking, and life skills.	1421	1959	421	66	28	81
	36%	49%	11%	2%	1%	2%
3976 responses						
12. In our school, related learning support services are provided for all students based on their needs.	1479	1943	388	70	22	74
	37%	49%	10%	2%	1%	2%
3976 responses						
13. In our school, a formal structure exists so that each student is well known by at least one adult advocate in the school who supports that student's educational experience.	1412	1821	546	90	29	78
	36%	46%	14%	2%	1%	2%
3976 responses						
14. In our school, all staff members use student data to address the unique learning needs of all students.	1454	1909	435	71	26	81
	37%	48%	11%	2%	1%	2%
3976 responses						
15. In our school, staff members provide peer coaching to teachers.	1403	1827	517	101	39	89
	35%	46%	13%	3%	1%	2%
3976 responses						
16. In our school, a formal process is in place to support new staff members in their professional practice.	1497	1820	469	76	41	73

	38%	46%	12%	2%	1%	2%
	3976 responses					
17. In our school, all staff members participate in continuous professional learning based on identified needs of the school.	1551	1877	384	56	34	74
	39%	47%	10%	1%	1%	2%
	3976 responses					
18. In our school, a professional learning program is designed to build capacity among all professional and support staff members.	1456	1874	460	84	30	72
	37%	47%	12%	2%	1%	2%
	3976 responses					
19. In our school, all school personnel regularly engage families in their children's learning progress.	1283	1893	594	99	27	80
	32%	48%	15%	2%	1%	2%
	3976 responses					
20. In our school, all stakeholders are informed of policies, processes, and procedures related to grading and reporting.	1440	1874	487	48	26	101
	36%	47%	12%	1%	1%	3%
	3976 responses					

F. Resources and Support Systems

Section score: 4.22 Network average: 4.08

	Strongly Agree	Agree	Neutral	Disagree	Strongly Disagree	Not Applicable
	5	4	3	2	1	
	Number of Responses					
	Percentage of Total Responses					
1. Our school provides qualified staff members to support student learning.	1650	1808	308	42	25	51
	42%	47%	8%	1%	1%	1%
	3884 responses					
2. Our school provides instructional time and resources to support our school's goals and priorities.	1603	1818	318	58	32	55
	41%	47%	8%	1%	1%	1%
	3884 responses					
3. Our school provides sufficient material resources to meet student needs.	1463	1734	440	133	56	58
	38%	45%	11%	3%	1%	1%
	3884 responses					
4. Our school provides protected instructional time.	1563	1803	356	66	33	63
	40%	46%	9%	2%	1%	2%
	3884 responses					
5. Our school provides a variety of information resources to support student learning.	1532	1867	356	48	22	59
	39%	48%	9%	1%	1%	2%
	3884 responses					
6. Our school provides a plan for the acquisition and support of technology to support student learning.	1411	1852	443	80	30	68
	36%	48%	11%	2%	1%	2%
	3884 responses					

7. Our school provides a plan for the acquisition and support of technology to support the school's operational needs.	1365	1843	495	76	31	74
	35%	47%	13%	2%	1%	2%
3884 responses						
8. Our school provides high quality student support services (e.g., counseling, referrals, educational, and career planning).	1410	1771	491	101	46	65
	36%	46%	13%	3%	1%	2%
3884 responses						
9. Our school provides opportunities for students to participate in activities that interest them.	1348	1806	490	126	44	70
	35%	46%	13%	3%	1%	2%
3884 responses						
10. Our school maintains facilities that support student learning.	1510	1836	368	83	39	48
	39%	47%	9%	2%	1%	1%
3884 responses						
11. Our school maintains facilities that contribute to a safe environment.	1586	1782	351	86	37	42
	41%	46%	9%	2%	1%	1%
3884 responses						

G. Using Results for Continuous Improvement

Section score: 4.27 Network average: 4.1

	Strongly Agree	Agree	Neutral	Disagree	Strongly Disagree	Not Applicable
	5	4	3	2	1	
	Number of Responses					
	Percentage of Total Responses					
1. Our school uses multiple assessment measures to determine student learning and school performance.	1472	1930	321	26	19	68
	38%	50%	8%	1%	0%	2%
	3836 responses					
2. Our school employs consistent assessment measures across classrooms and courses.	1400	1919	386	38	19	74
	36%	50%	10%	1%	0%	2%
	3836 responses					
3. Our school has a systematic process for collecting, analyzing, and using data.	1430	1854	419	46	17	70
	37%	48%	11%	1%	0%	2%
	3836 responses					
4. Our school ensures all staff members are trained in the evaluation, interpretation, and use of data.	1330	1787	500	121	29	69
	35%	47%	13%	3%	1%	2%
	3836 responses					
5. Our school uses data to monitor student readiness and success at the next level.	1511	1854	352	36	16	67
	39%	48%	9%	1%	0%	2%
	3836 responses					
6. Our school leaders monitor data related to student achievement.	1624	1789	311	27	15	70
	42%	47%	8%	1%	0%	2%
	3836 responses					
7. Our school leaders monitor data related to school continuous improvement goals.	1626	1787	316	25	14	68

42%
3836 responses

47%

8%

1%

0%

2%

H. Open-Ended Questions

1. What do you like best about our school?
2. What do you like least about our school?
3. What is one suggestion you would like to offer to improve our school?



Appendix

Schools

Adamson Middle School
Alfretta A. Harper Elementary School
Alternative School
B. C. Haynie Elementary School
Callaway Elementary School
Carrie D. Kendrick Middle School
Charles R. Drew High School
Church Street Elementary School
Clayton County School System
E. J. Swint Elementary School
E. W. Oliver Elementary School
East Clayton Elementary School
Eddie White K-8 Academy
Edwin S. Kemp Elementary School
Elite Scholars Academy
Flint River School
Forest Park High School
Forest Park Middle School
G. P. Babb Middle School
G. W. Northcutt Elementary School
George M. Kilpatrick Elementary School
Hawthorne Elementary School
J. E. Edmonds Elementary School
J. W. Arnold Elementary School
James A. Jackson Elementary School
James H. Brown Elementary School
Jewell C. Anderson Elementary School
Jonesboro High School
Jonesboro Middle School
Joseph H. Huie Elementary School
Kemp Primary School

Lake City Elementary School
Lake Ridge Elementary School
Lee Street Elementary School
Lillie E. Suder Elementary School
Lovejoy High School
Lovejoy Middle School
M. D. Roberts Middle School
Martha Ellen Stilwell School of the Arts
Martin Luther King, Jr. Elementary School
Morrow Elementary School
Morrow High School
Morrow Middle School
Mount Zion Elementary School
Mount Zion High School - Jonesboro
Mount Zion Primary
Mundy's Mill High School
Mundy's Mill Middle School
North Clayton High School
North Clayton Middle School
Open Campus & Career Learning Center (Eula Ponds Perry Center for Learning)
Pointe South Elementary School
Pointe South Middle School
Rex Mill Middle School
River's Edge Elementary School
Riverdale Elementary School
Riverdale High School
Riverdale Middle School
Roberta T. Smith Elementary School
Sequoyah Middle School
South Metro/Ash Street School
Tara Elementary School
Thurgood Marshall Elementary School
Unidos Dual Language School
W. A. Fountain Elementary School
West Clayton Elementary School
William M. McGarrah Elementary School