



CLAYTON COUNTY PUBLIC SCHOOLS

“Committed to High Performance”

BOARD OF EDUCATION

Jessie Goree, Chair
District 3

Dr. Alieka Anderson, Vice-Chair
District 8

Jasmine Bowles
District 1

Mark Christmas
District 2

Victoria Williams
District 4

Ophelia Burroughs
District 5

Mary Baker
District 6

Judy Johnson
District 7

Benjamin Straker
District 9

Dr. Morcease J. Beasley
Superintendent/CEO of Schools


Clayton County Public Schools

Financial Report

December 07, 2020 Board Meeting

Strategic Goal #4 - To provide high quality support services delivered on time and within budget to promote high performance in the Clayton County Public Schools.

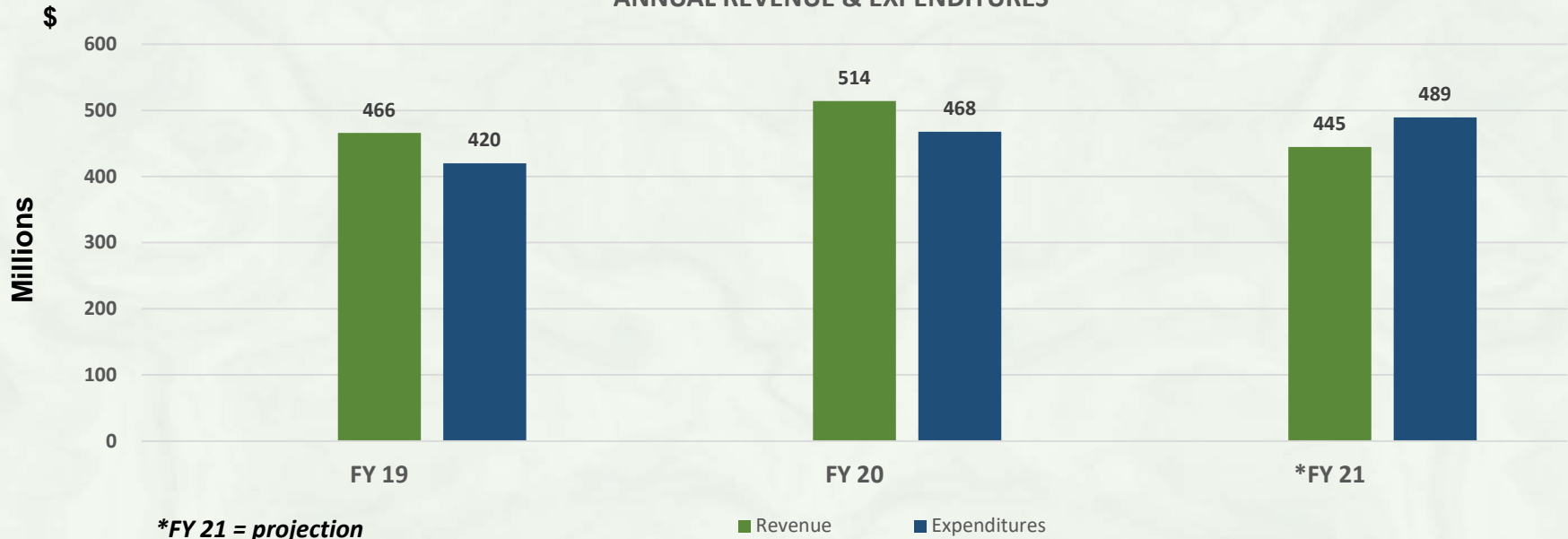
Emma Benton, Chief Financial Officer
Division of Business Services



CLAYTON COUNTY PUBLIC SCHOOLS

“Committed to High Performance”

CLAYTON COUNTY PUBLIC SCHOOLS
ANNUAL REVENUE & EXPENDITURES






CLAYTON COUNTY PUBLIC SCHOOLS

“Committed to High Performance”

General Fund Budget Comparison 10/31/2020

| | | | | |
|----------------------------|--------------------|----|---------------------|--------------|
| **Beginning Fund Balance: | | \$ | 112,389,560 | |
| Receipts: | Annual Budget | | Year-To-Date Actual | % |
| LOCAL TAXES: | 127,837,336 | | 8,863,734 | 1.9% |
| OTHER LOCAL REVENUE: | 5,220,000 | | 328,720 | 6.3% |
| QBE STATE REVENUE: | 310,776,523 | | 65,990,801 | 21.2% |
| FEDERAL REVENUE: | 690,000 | | 58,658 | 8.5% |
| TOTAL RECEIPTS: | 444,523,859 | | 75,241,914 | 16.9% |
| TOTAL AVAILABLE FUNDS: | 556,913,419 | | 187,631,474 | |
| Expenditures: | Annual Budget | | Year-To-Date Actual | % |
| TOTAL EXPENDITURES: | 490,487,181 | | 108,404,404 | 22.1% |
| ENDING FUND BALANCE: | 66,426,238 | \$ | 79,227,070 | |

***Beginning Fund Balance @ July 1, 2020*



CLAYTON COUNTY PUBLIC SCHOOLS

"Committed to High Performance"

Clayton County Schools FTE QBE Earnings Report (Estimate) 9999 - System Totals

Data Updated: Nov 11 2020 7:06AM
Count Date: 10/06/2020

| Instructional Category | Category Weight | Oct 2020 | | | Oct 2019 | | |
|---|-----------------|----------|----------|----------------------|----------|----------|----------------------|
| | | FTE | Segments | QBE Earnings | FTE | Segments | QBE Earnings |
| Kindergarten | 2 | 1,631 | 9,787 | \$7,142,135 | 2,566 | 15,397 | \$11,236,074 |
| Kindergarten Early Intervention Program | 2 | 1,301 | 7,806 | \$7,041,868 | 1,181 | 7,088 | \$6,394,153 |
| Primary Grades 1-3 | 1 | 7,679 | 46,076 | \$26,039,114 | 8,527 | 51,160 | \$28,912,255 |
| Primary Grades 1-3 (EIP) | 2 | 3,066 | 18,397 | \$14,593,396 | 2,667 | 16,004 | \$12,695,152 |
| Upper Elem Grades 4-5 | 1 | 5,302 | 31,814 | \$14,431,127 | 6,145 | 36,872 | \$16,725,483 |
| Upper Elem Grades 4-5 (EIP) | 2 | 1,770 | 10,617 | \$8,395,959 | 1,468 | 8,807 | \$6,964,605 |
| Grades 6-8 (Middle Grades Program) | 1 | 3 | 16 | \$7,189 | 0 | 0 | \$0 |
| Grades 6-8 (Middle School Program) | 1 | 10,499 | 62,992 | \$31,291,402 | 10,930 | 65,577 | \$32,575,506 |
| High School General Education (9-12) | 1 | 10,838 | 65,026 | \$28,394,687 | 10,956 | 65,735 | \$28,704,283 |
| Vocational Lab(9-12) | 1 | 2,405 | 14,428 | \$7,456,318 | 2,229 | 13,376 | \$6,912,650 |
| Students with Disability Cat I | 2 | 633 | 3,799 | \$3,997,941 | 607 | 3,643 | \$3,833,772 |
| Students with Disability Cat II | 3 | 395 | 2,367 | \$2,932,605 | 416 | 2,498 | \$3,094,908 |
| Students with Disability Cat III | 4 | 1,663 | 9,979 | \$15,752,350 | 1,718 | 10,308 | \$16,271,693 |
| Students with Disability Cat IV | 6 | 205 | 1,228 | \$3,144,648 | 222 | 1,332 | \$3,410,970 |
| Students with Disability Cat V | 2 | 239 | 1,433 | \$1,547,150 | 280 | 1,681 | \$1,814,906 |
| Gifted Education | 2 | 1,623 | 9,736 | \$7,135,102 | 1,619 | 9,712 | \$7,117,514 |
| Remedial Education | 1 | 1,609 | 9,654 | \$5,719,699 | 1,260 | 7,558 | \$4,477,883 |
| English Speaks of Other Languages(ESOL) | 3 | 1,132 | 6,794 | \$7,673,107 | 1,074 | 6,444 | \$7,277,819 |
| Total QBE Earnings | | | | \$192,695,797 | | | \$198,419,626 |



CLAYTON COUNTY PUBLIC SCHOOLS

“Committed to High Performance”

STATE QBE HISTORY OF REVENUE CUTS

(in millions)

| Type of Reduction | FY 2003-2012 | FY 2013 | FY 2014 | FY 2015 | FY 2016 | FY 2017 | FY 2018 | FY 2019 | FY2020 | FY2021 | Total |
|-------------------|--------------|---------|---------|---------|---------|---------|---------|---------|--------|--------|--------|
| Austerity | 166.18 | 34.77 | 32.08 | 22.83 | 14.26 | 5.05 | 5.14 | - | 4.40 | 28.87 | 313.58 |
| Other | 12.51 | - | - | - | - | - | - | - | | | 12.51 |
| Total | 178.69 | 34.77 | 32.08 | 22.83 | 14.26 | 5.05 | 5.14 | - | | | 292.82 |



CLAYTON COUNTY PUBLIC SCHOOLS

“Committed to High Performance”

SPLOST Revenue Collection 10/31/2020

| Date Received 2020 | Amount | Date Received 2019 | Amount |
|-----------------------|--------------|-----------------------|--------------|
| August | \$ 3,425,203 | August | \$ 4,596,151 |
| September | \$ 6,029,556 | September | \$ 4,117,063 |
| October | \$ 4,130,526 | October | \$ 4,188,075 |



CLAYTON COUNTY PUBLIC SCHOOLS

"Committed to High Performance"

Purchasing Update