

Important Notes on Feeder Impact for Enrollment Balancing, Phase I Recommendations


Proposed Move 1: Map 1

From Drew High School to North Clayton High School (451 students)

- Everything NORTH of Hwy 138, between the Clayton County line and Petunia Dr; following the natural powerline boundary to Church St (just above Wilson Rd RV).
- Everything WEST of Hwy 85 between the North Clayton HS & Riverdale HS boundaries.

Please Note:

If you live in the affected area, the only change to your child's feeder pattern will be from Drew High School to North Clayton High School.



Important Notes on Feeder Impact for Enrollment Balancing, Phase I Recommendations


Proposed Move 2: Map 2a

From Forest Park High School to Drew High School (285 students)

- **Everything WEST of Old Dixie Rd, between Morrow Rd and the Clayton County Line.**
- **Everything SOUTH of Morrow Rd, between Old Dixie Rd and Jonesboro Rd to the Mount Zion High boundary.**

Please Note:

If you live in the affected area, the only change to your child's feeder pattern will be from Forest Park High School to Drew High School.



Important Notes on Feeder Impact for Enrollment Balancing, Phase I Recommendations


Proposed Move 2: Map 2b & 2c

From Mount Zion High School to Drew High School (322 students)

- **Everything SOUTH of I-75, between Tara Blvd and Jonesboro Rd.**
- **Everything North of Battle Creek Rd, between Tara Blvd and Jonesboro Rd, including Howard Cir and Howard Place.**

Please Note:

If you live in the affected area, the only change to your child's feeder pattern will be from Mount Zion High School to Drew High School.



Important Notes on Feeder Impact for Enrollment Balancing, Phase I Recommendations


Proposed Move 3: Map 3

From Morrow High School to Mount Zion High School (294 students)

- Everything SOUTH of Hwy 42, between Lake Harbin Rd and Mount Zion High School boundary.
- Everything SOUTH of Lake Harbin Rd, between Mount Zion and Hwy 42.
- Everything NORTH of Fielder Rd at Rock Creek Dr to the current Morrow High School boundary.

Please Note:

If you live in the affected area, the only change to your child's feeder pattern will be from Morrow High School to Mount Zion High School.



Important Notes on Feeder Impact for Enrollment Balancing, Phase I Recommendations


Proposed Move 4: Map 4

From Oliver Elementary School to Northcutt Elementary School (85 students)

- **Crenshaw Park subdivision on West Fayetteville Rd.**

Please Note:

If you live in the affected area, the only change to your child's feeder pattern will be from Oliver Elementary School to Northcutt Elementary School.




Important Notes on Feeder Impact for Enrollment Balancing, Phase I Recommendations

Proposed Move 5: Map 5a From King Elementary School to Northcutt Elementary School (32 students)

- **Everything NORTH of Flat Shoals Rd, between E. Fayetteville and the Northcutt Elementary School boundary.**

Please Note:

If you live in the affected area, the only change to your child's feeder pattern will be from King Elementary School to Northcutt Elementary School.



Important Notes on Feeder Impact for Enrollment Balancing, Phase I Recommendations


Proposed Move 5: Map 5b

From King Elementary School to Oliver Elementary School (120 students)

- Everything along E. Fayetteville Rd and SOUTH, between Flat Shoals Rd and Riverdale Rd.
- Everything along King Rd, between Oliver Elementary School boundary and Church Street Elementary School boundary.

Please Note:

If you live in the affected area, the only change to your child's feeder pattern will be from King Elementary School to Oliver Elementary School.



Important Notes on Feeder Impact for Enrollment Balancing, Phase I Recommendations

Proposed Move 5: Map 5c From King Elementary School to Riverdale Elementary School (137 students)

- **Everything EAST of Hwy 85 to the old Hendrix Drive Elementary, Fountain Elementary and Riverdale Elementary School boundaries.**

Please Note:

If you live in the affected area, the only change to your child's feeder pattern will be from King Elementary School to Riverdale Elementary School.